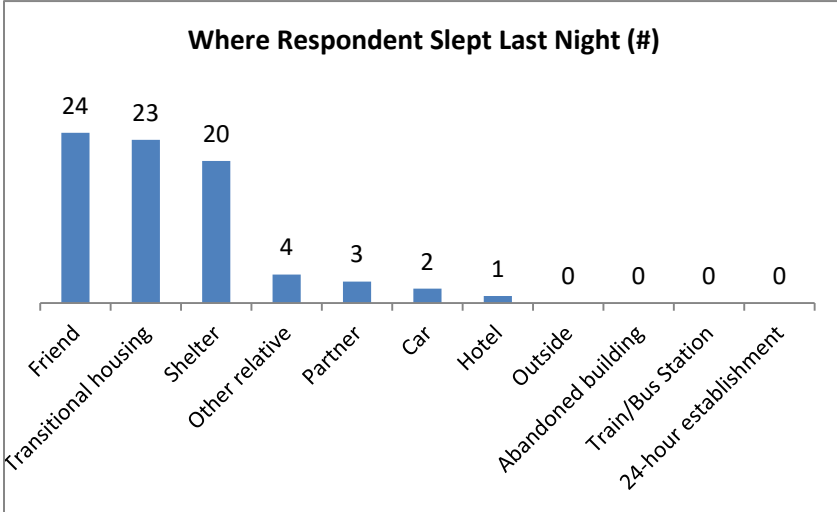
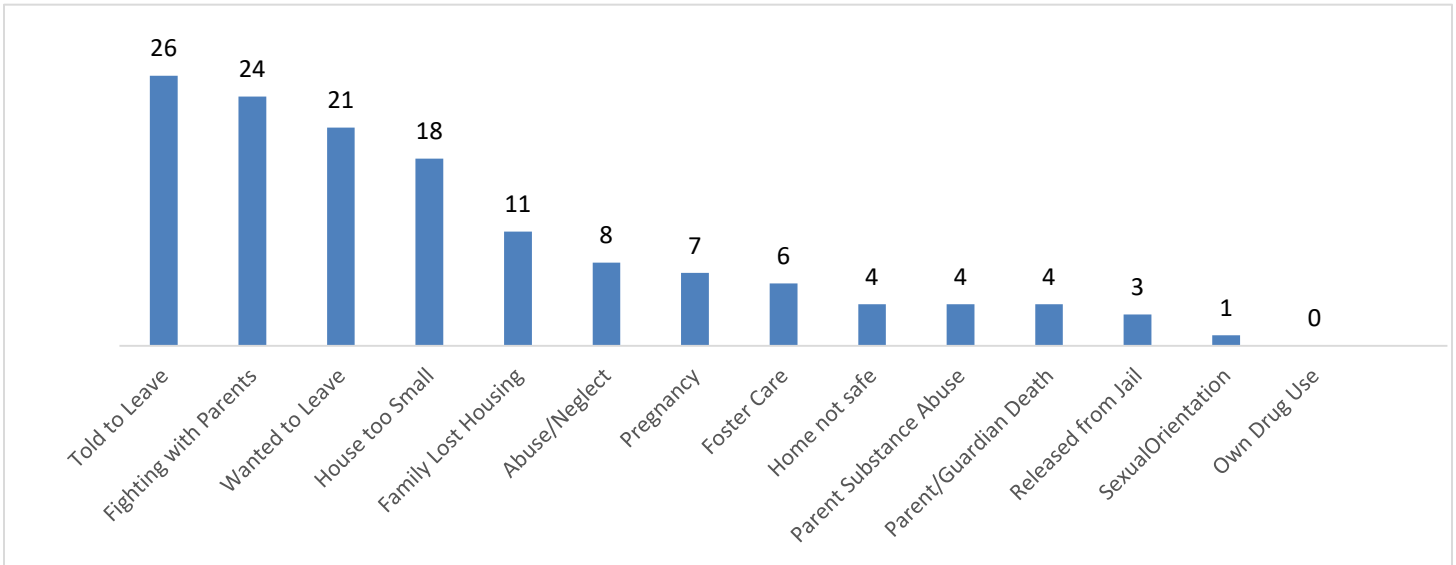


# Worcester County 2019 Youth Count

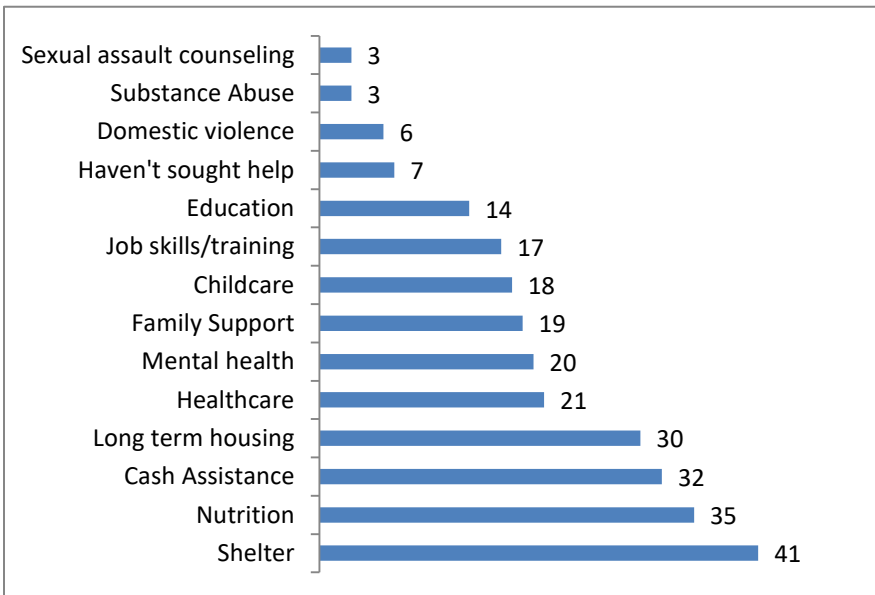
	2019 Worcester	2019 State
Total # Surveys	340	1957
Total # HUD definition	46	422
# currently housed but homeless in past	84	501
Total # Commission Definition	77	529
# Under 18	3	31
# LGBTQ	22	131
# Foster care	24	165
# Juvenile/ Criminal Justice	9	133
# Parenting with custody/Pregnant	35	127
Not in school/No diploma	8	101



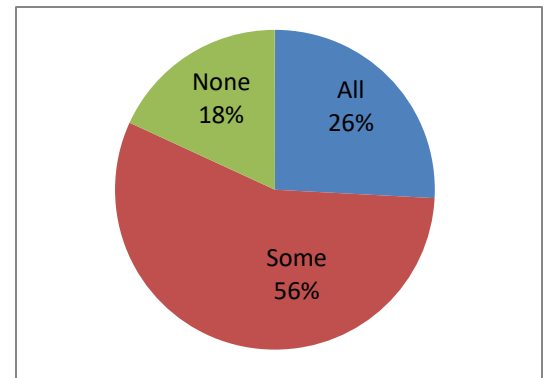
### Reasons Not With Family (#)



### Service Needs (#)



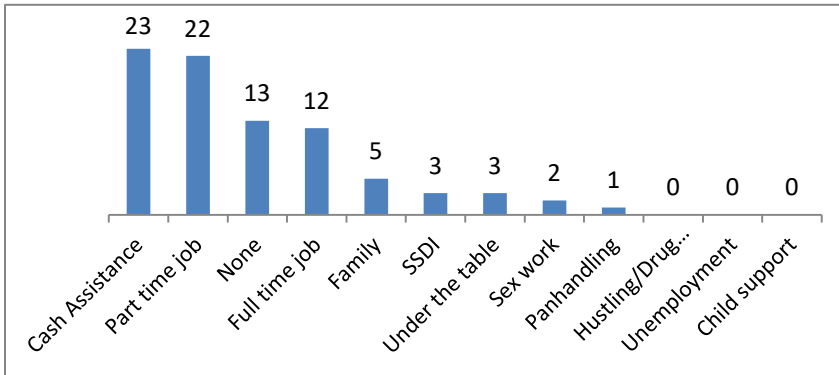
### Received the Help Needed?



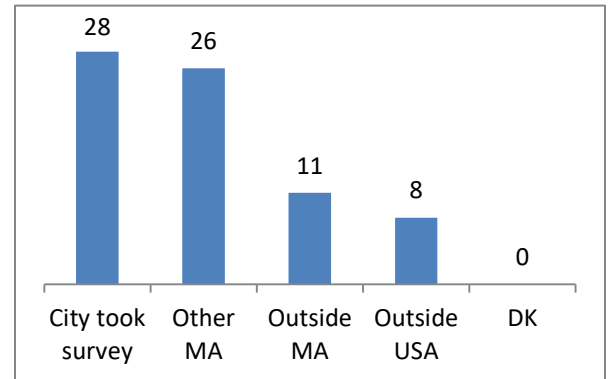
### Top Service Barriers

- Put on waiting list
- Transportation
- Didn't hear back
- Didn't know where to go
- Didn't qualify for help

### Income Sources (#)



### Birthplace (#)



Individual Characteristics	Total number	# Commission Definition	% Commission Definition	Worcester #	Worcester %
<b>Total</b>	1957	529	27%	77	22.6%
Under 18 Years Old	672	31	5.9%	3	3.9%
Average age (current)	18.8	20.8		20.6	
Asian	58	7	1.3%	1	1.3%
Black / African American	390	108	20.4%	9	11.7%
Hispanic / Latino / Latina	427	153	28.9%	20	26.0%
Middle Eastern/North African	16	3	0.6%	0	0.0%
Multiracial	317	85	16.1%	18	23.4%
Native American/ Pacific Islander /Native Hawaiian	10	3	0.6%	0	0.0%
White	585	149	28.2%	24	31.2%
Other	4	2	0.4%	0	0.0%
Female	928	267	50.5%	53	68.8%
Male	797	223	42.2%	17	22.1%
Agender	6	2	0.4%	0	0.0%
Genderqueer	37	8	1.5%	1	1.3%
Transgender	44	11	2.1%	3	3.9%
Two-Spirit	10	2	0.4%	0	0.0%
Straight	1289	369	69.8%	50	64.9%
Gay / Lesbian	101	27	5.1%	4	5.2%
Queer	22	8	1.5%	1	1.3%
Bisexual	249	71	13.4%	12	15.6%
Asexual	14	3	0.6%	1	1.3%
Pansexual	69	11	2.1%	2	2.6%
Questioning / Don't Know	38	9	1.7%	1	1.3%
Pregnant/Parenting <i>has custody</i>	234	127	24.0%	35	45.5%
Foster care involvement	325	165	31.2%	24	31.2%
Juvenile or criminal justice involvement	279	133	25.1%	9	11.7%
Not in school, no diploma or equivalent	181	101	19.1%	8	10.4%
Ever exchanged sex for money, housing	143	63	11.9%	6	7.8%
Average age left home first time	NA	16.8		17.3	
Average age left for good	NA	17.5		17.6	
# ever in military	41	12	2.3%	1	1.3%

MA Youth Count is an effort of the Massachusetts Commission on Unaccompanied Homeless Youth to assess the number and needs of unaccompanied youth and young adults in MA who experience housing instability.