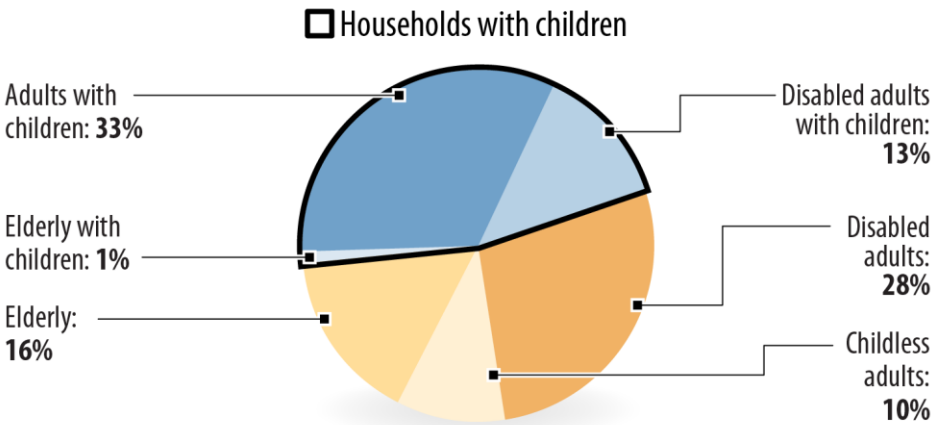


The Housing Choice Voucher (HCV) Program is the nation's largest rental assistance program. More than 5 million people in 2.1 million low-income households use vouchers.

Who Do Housing Choice Vouchers Help?

Nearly All Households Using Housing Choice Vouchers in Massachusetts Include Children or People Who Are Elderly or Disabled



Note: Childless adults are households headed by a person under 62 without disabilities, and without children in the home. Disabled adults are younger than 62.
Source: CBPP tabulation of 2010 and 2011 HUD administrative data.

Center on Budget and Policy Priorities | cbpp.org

76,524 low-income households used Housing Choice Vouchers

in Massachusetts to afford decent, privately owned housing in safer neighborhoods in December 2012.

Housing vouchers help low-wage working families to make ends meet: in 2010, 71.1 percent of the non-elderly, non-disabled households using vouchers in Massachusetts were working or had worked recently.

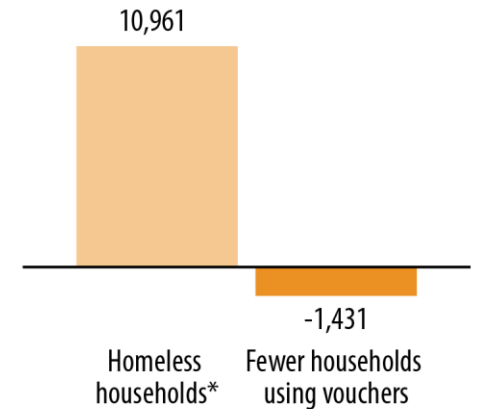
Sequestration Sharply Cut Housing Choice Voucher Assistance in 2013

1,431 fewer households were using Housing Choice Vouchers at the end of 2013

in Massachusetts, compared to a year earlier, due to the sequestration cuts implemented in March. 70,000 fewer households nationally were using vouchers.

91 of the 120 agencies administering housing vouchers in Massachusetts reduced the number of households they served as a result of sequestration.

Housing Choice Voucher Cuts Undermined Efforts to Address Homelessness in 2013



*Point in time count in January 2013
Source: Department of Housing and Urban Development
Center on Budget and Policy Priorities | cbpp.org

Congress increased HCV funding in 2014, but agencies will be able only to restore less than half of the housing vouchers lost due to sequestration.

Housing Costs Strain Family Budgets

134,304 poor households in Massachusetts pay more than half their monthly income for housing costs.

This is an increase of **24,346** households, or **22.1** percent, since 2007, the beginning of the Great Recession.

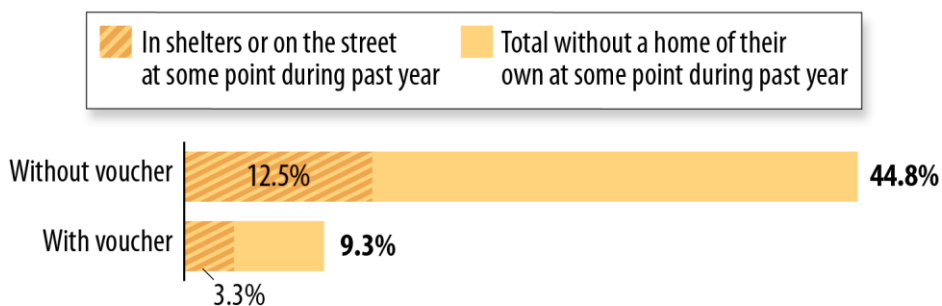
In Massachusetts, many households struggle to make ends meet.

- 7% of the labor force was unemployed in 2013.
- 11.9% of the population lives below the poverty line.
- 15.4% of children live below the poverty line.
- 11.4% of households struggle to afford a nutritionally adequate diet.

Housing Choice Vouchers Sharply Reduce Homelessness and Housing Instability Among Families with Children

On a single night in Massachusetts in 2013, **19,029** people were homeless, including **7,259** children and **1,253** veterans.

Rigorous studies show that Housing Choice Vouchers are very effective at making housing affordable and reducing homelessness and instability.



Note: Chart compares housing status of low-income families who were randomly selected to receive a voucher and used a voucher during the year when families were surveyed about housing status to families in a control group who did not use vouchers. Source: Michelle Wood, Jennifer Turnham, and Gregory Mills, "Housing Affordability and Family Well-Being: Results from the Housing Voucher Evaluation," Housing Policy Debate, 2008.

Center on Budget and Policy Priorities | cbpp.org

Housing Choice Vouchers Benefit the Community

Private owners in Massachusetts received \$785,835,767 in HCV assistance payments in 2013. This helped owners to pay property taxes and prevent blight by maintaining their properties in good condition, in addition to helping low-income families to afford housing.

In addition to improving the lives of vulnerable low-income people, vouchers can produce savings in healthcare, child welfare, corrections, and other program areas that offset part (in some circumstances all) of the cost of the rental assistance.

For more information on the Housing Choice Voucher program, including Massachusetts-specific information, please see:

Sources and methods: <http://www.cbpp.org/files/3-6-14hous-sources.pdf>

Policy Basics on Housing Choice Vouchers: <http://www.cbpp.org/cms/?fa=view&id=279>

Paper on Benefits of Housing Vouchers: <http://www.cbpp.org/cms/index.cfm?fa=view&id=4098>

Local Data on Housing Choice Voucher Cuts Due to Sequestration: <http://www.houserscorner.org/>